


DPSK DIAL GAUGE TORQUE DRIVERS

Suited for light torque, general tightening work, inspections. Easy to handle, easy to read scale.



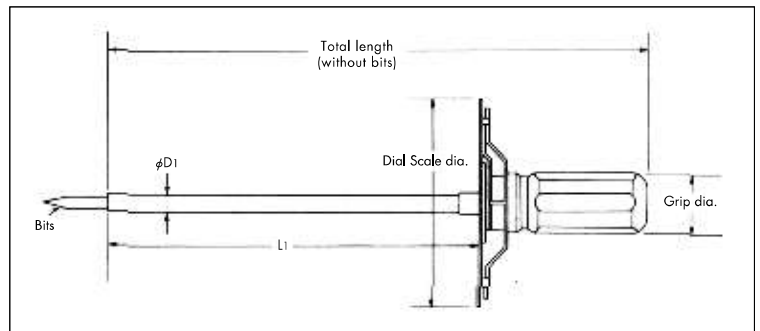
FEATURES

DPSK (standard)

- A light torque driver well suited for general tightening, inspections and break tests.
- Easy handling with a direct reading dial gauge.
- Use for both clockwise and counterclockwise tightening.
- Peak torque indicator works in both directions, too.
- Large, easily read dial gauge.

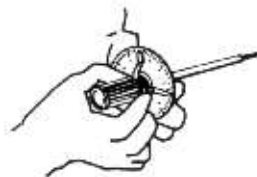
DPSK II (transparent scale)

- The transparent scale makes engaging the fastener easier.
- For both models, accuracy is $\pm 3\%$ of the indicated value over the full range



USING A DPSK DRIVER

- (1) Mount a bit matching the fastener being
- (2) Loosen the peak indicator ring.
- (3) Set the peak indicator to 0.
- (4) Tighten the fastener while observing the scale.



| Model (kgf·cm) | Range (CW/CCW) | Increment | Old Model (cN·m/N·m) | New Model (cN·m/N·m) | Range (CW/CCW) | Increment | Dial dia. | Grip dia. | Total length (without bit) | Dimensions (mm) | | Weight | Included Accessory | | |
|----------------|----------------|-----------|----------------------|----------------------|----------------|-----------|-----------|-----------|----------------------------|------------------|--------|--------------|--------------------------|----------|------|
| | | | | | | | | | | Driver shaft(mm) | Weight | | Phillips | Bit type | |
| 1DPSK-H | 0.2~1 | 0.025 | N 1DPSK | CN 10DPSK-H | 2~10 cN·m | 0.25 cN·m | 78 | 21 | 260 | 152 | 0.12 | No.0 No.1 | Standard bits SB type | | |
| 2DPSK-H | 0.5~2 | 0.05 | N 2DPSK | CN 20DPSK-H | 5~20 " | 0.5 " | | | 252 | 148 | | | | | |
| 5DPSK-H | 1~5 | 0.2 | N 5DPSK | CN 50DPSK-H | 10~50 " | 2 " | | | 255 | 150 | | | | | |
| 10DPSK | 2~10 | 0.2 | N 10DPSK | CN 100DPSK | 20~100 " | 2 " | | | 222 | 130 | | | | 12 | 0.33 |
| 20DPSK | 5~20 | 0.5 | N 20DPSK | CN 200DPSK | 50~200 " | 5 " | | | 242 | 130 | | | | 12 | 0.36 |
| 50DPSK | 10~50 | 2 | N 50DPSK | CN 500DPSK | 100~500 " | 20 " | | | 300 | 188 | | | | 14 | 0.47 |
| 10DPSK(II) | 2~10 | 0.2 | N 10DPSK(II) | CN 100DPSK-L | 20~100 cN·m | 2 cN·m | 78 | 33 | 222 | 130 | 12 | No.1 No.2 | Standard bits SB type | | |
| 20DPSK(II) | 5~20 | 0.5 | N 20DPSK(II) | CN 200DPSK-L | 50~200 " | 5 " | | | 242 | 130 | 12 | | | 0.29 | |
| 50DPSK(II) | 10~50 | 2 | N 50DPSK(II) | CN 500DPSK-L | 100~500 " | 20 " | | | 300 | 188 | 14 | | | 0.32 | |

* is the new model that is applied from 1st January, 2016.